

Two Main Characters

Name:

One word to describe:

h

Image

The Main Character

Name:

Five words that best describe
the character:

Image

MY NAME:

How do I rate this
book?

Color in the stars!




Here are some other
books I recommend.

Title

Author

Image of story



Name:

One word to describe:

Image

My Favorite Scene

Genre:

This book is (circle one):

Realistic Fiction


Science Fiction

A Mystery

Other _____

Problem and Solution

The Problem



How the problem was solved

PLOT

List the five plot events that you think were most important in the story.

1.

2.

3.

4.

5.

Setting





Time:

Place:



Duration:

(how long did it last)


Picture of your favorite setting in the story.

<p>~Book Jacket</p> <ul style="list-style-type: none"> *3-prong folder *Title, author, and colorful illustration on front cover. *5-8 sentence summary for each chapter fastened in prongs. *Your opinion of the book on back cover. 	<h1>3rd to 6th Grade Novel Projects</h1>	<p>~ Poem</p> <ul style="list-style-type: none"> *Write a six-stanza poem (four lines per stanza) about the novel with each stanza representing the plot of the story as follows: <ul style="list-style-type: none"> -Stanza 1: Setting -Stanza 2: Problem/Conflict of the novel. -Stanza 3: Rising Action (Main events of the story that lead to the climax.) -Stanza 4: Climax (The height/most intense part of the story.) -Stanza 5: Falling Action (The main events that take place after the climax leading to the resolution of the story.) -Stanza 6: Resolution (How the problem was solved?)
<p>~ Research</p> <ul style="list-style-type: none"> *Each novel takes place in a particular area or may contain encounters with a particular animal. Research the setting or animal in the novel and write a one-page report. Research facts and include them with your report. Add an illustration. 	<p>~ Mobile</p> <ul style="list-style-type: none"> *Utilize a clothes hanger and string/yarn. *Components: <ul style="list-style-type: none"> -Book Title, Author, Illustrator -Main Characters -Setting -Problem/Conflict -Rising Action -Climax -Falling Action -Resolution -Making Connections -Favorite Part 	<p>~ Diorama Project</p> <ul style="list-style-type: none"> *Utilize a shoebox *Create a scene from the novel. *Write a summary of the chapter the scene depicts. *Include text evidence that supports the scene with chapter and page numbers. 
<p>~Poster Board</p> <ul style="list-style-type: none"> *Components: <ul style="list-style-type: none"> -Book Title, Author, Illustrator -Main Characters -Three Character Traits with Text Evidence and Page Numbers -Setting 	<p>~Write a Sequel</p> <ul style="list-style-type: none"> *If the novel had a Part 2, write a two-page sequel. *Include the setting, main characters, the problem the characters would face in the sequel, the main events, and resolution. *Include an illustration. 	<p>~Chapter Wheel</p> <ul style="list-style-type: none"> *Select your six favorite chapters of the novel. *Create the wheel by drawing a large circle, cut it out, and write the title and author of the novel in the center. *Divide your wheel into six slices. *Task: two slices will contain a symbol that represents the chapter and explain how it represents the selected

- Problem/Conflict
- Rising Action
- Climax
- Falling Action
- Resolution
- Illustration

chapter, two slices will contain a summary of two different chapters (minimum of 5 sentences each), and two slices will contain a favorite quote from two chapters and explain why it is your favorite.



Summer Reading Project Rubric

Name: _____

Book Title: _____

Project Rubric:

The project was complete, and all the necessary components are included	/40 points
Spelling, Punctuation, Grammar	/20 points
Creativity and Originality	/20 points
Projects are organized and attractive	/20 points

Total Possible....._____/100 points